



Peerless® PUREFIRE®

High Efficiency Condensing Commercial Gas Boilers

NEW SIZE AVAILABLE

Now Available –
PF to PFW
Conversion Kit!


Turn the PF-399 into a PFW-399 large volume, hot water supply boiler with our new simple conversion kit! See your local dealer for more information.



- Up to 96.6% Thermal Efficiency
- Gas-fired Condensing Boiler for Natural or LP Gas
- With Addition of LWCO, Boilers are CSD-1 Compliant
- Direct-vent/Sealed Combustion or Indoor Air
- Fully Modulating Burner with Maximum 10 to 1 Turndown*
- ETL Certified for U.S. and Canada
- Environmentally Friendly—LoNOx Operation
- Sleek, Modern Design with Easy Access to Controls
- Compact; Small Footprint
- Cascade Capable—up to 16 Boilers
- MODBUS Communications, Standard
- BACnet/LonWorks (optional)
- Unique Design Allows Common Venting of Multiple Boilers*

*PF-850 – PF-1500

- | | | | |
|--------------------------------|---|--------------------------------------|-------------------------------|
| 1 Supply / Return Pipes | 5 Top Vent Connections (PF-399) | 8 Reliable Dual Flame Sensors | 12 Gas Inlet |
| 2 Boiler Status Display | 6 Rear Vent Connection (PF-850 – PF-1500) | 9 Condensate System with Neutralizer | 13 Air Inlet |
| 3 Blower | 7 Service Switch | 10 Leveling Legs | 14 Air Inlet Plenum (PF-1500) |
| 4 120V Service Outlet (PF-399) | | 11 Gas Valve | |

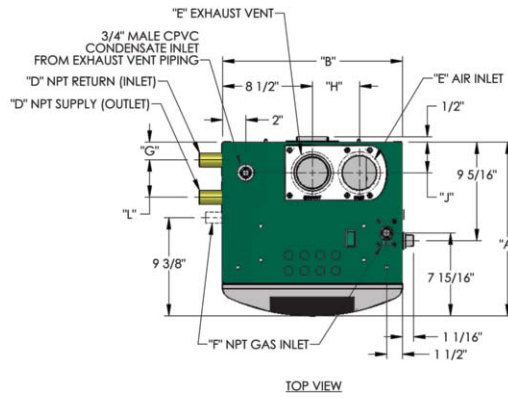




Technical Information

Carton Dimensions & Shipping Weights

Boiler Model Number	Length	Width	Height	Approximate Shipping Weight (lbs.)
PF-399	25"	32"	50"	255
PF-460	25"	32"	50"	255
PF-850	54-1/2"	32"	52"	345
PF-1000	54-1/2"	32"	52"	405
PF-1500	79-1/2"	32"	52"	690



Dimensions

Boiler Model Number	Dimensions										
	A	B	C	D	E	F	G	H	J	K	L
PF-399	27-15/16"	17-3/16"	40-1/2"	1-1/2"	4"	3/4"	2-3/4"	5-1/4"	3-1/2"	5-3/4"	7-1/6"
PF-460	27-15/16"	17-3/16"	40-1/2"	1-1/2"	4"	3/4"	2-3/4"	5-1/4"	3-1/2"	5-3/4"	7-1/6"
PF-850	36-1/4"	26-1/2"	46"	2"	6"	1-1/4"	3-3/4"	4-1/8"	-	-	-
PF-1000	39-1/8"	26-1/2"	46"	2"	6"	1-1/4"	3-3/4"	4-1/8"	-	-	-
PF-1500	60-3/4"	26-1/2"	46"	2-1/2"	7"	1-1/2"	8-1/2"	5-1/2"	-	-	-

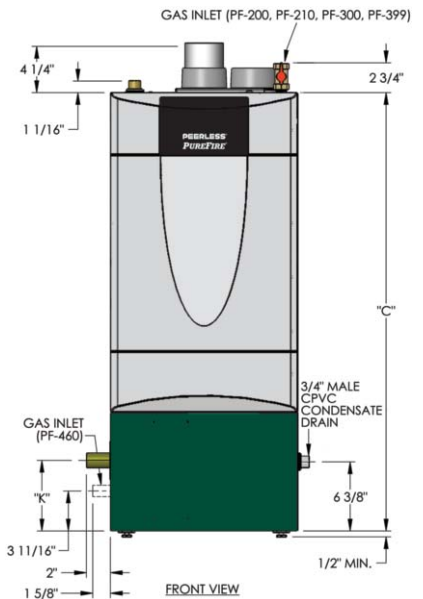
Boiler Ratings

PUREFIRE® Gas Series										
Boiler Model Number	Input				Gross Output ²		Net Water Ratings ¹		Thermal Efficiency ²	
	Minimum		Maximum							
	MBH	kW	MBH	kW	MBH	kW	MBH	kW	%	
PF-399	80	23.4	399	116.9	380	111.4	330	96.7	95.2%	
PF-460	92	26.9	460	138.8	438	128.4	381	111.7	95.2%	
PF-850	85	24.9	850	249.1	818	239.7	711	208.4	96.2%	
PF-1000	100	29.3	1,000	293.1	966	283.1	840	246.2	96.6%	
PF-1500	150	43.9	1,500	439.6	1,448	424.3	1,259	368.9	96.5%	

Note: Consult factory before selecting a boiler for installations having unusual piping and pickup requirements, such as intermittent system operation, extensive piping systems, etc.

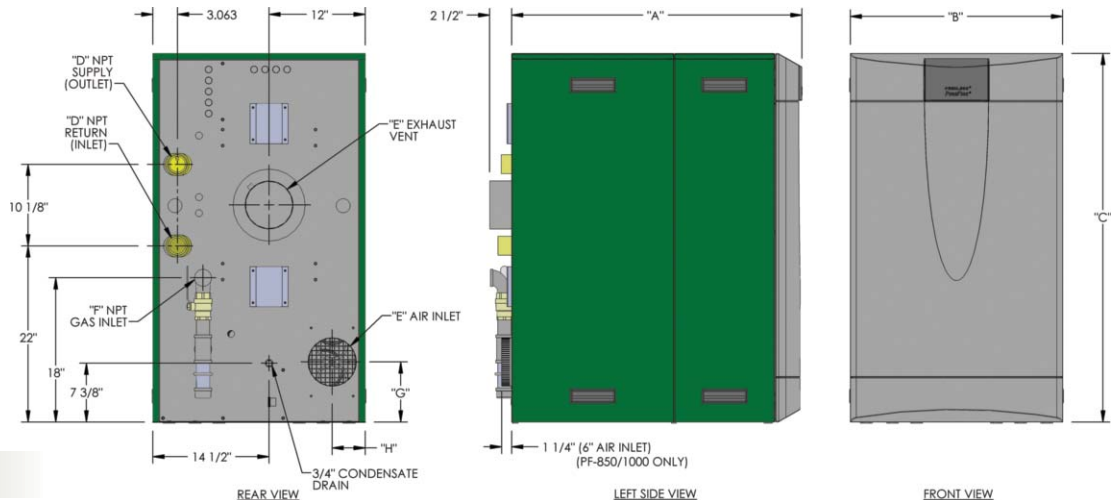
1 Net water ratings are based on an allowance of 1.15.

2 Gross Output and Thermal Efficiency are in accordance with BTS 2000 TESTING STANDARD FOR HEATING BOILERS.



PF-399 & PF-460

PF-850 - PF-1500



Standard Equipment

- > Built-in Condensate Neutralizer System with Float Switch Protection
- > State-of-the-Art Control Board with Advanced Features
- > High Grade Stainless Steel Burner and Heat Exchanger
- > Outdoor Reset Capability
- > Domestic Hot Water Priority
- > PVC Screened Air Intake and Exhaust
- > Combination Temperature-Pressure Gauge and 30 PSIG Relief Valve



PeerlessBoilers.com